

## MA 450/...

End-fed  $\frac{1}{2}$   $\lambda$  dipole marine and base station antenna.

- Black-chromed stainless steel whip.
- Full-size, end-fed  $\frac{1}{2}$   $\lambda$  antenna whip.

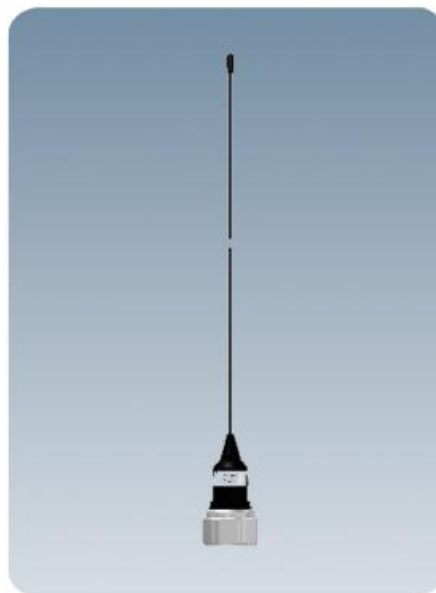
### DESCRIPTION

- This base station and maritime UHF antenna is developed for use on board ships as well as on masts and thanks to the 1" revolving nut mounting system it can be mounted in the mast, in the auxilliary mast as well as on the cross-beam. By means of Procom's flange mount it can also be mounted on deck or rooftop.
- Bear in mind that the higher the antenna is mounted the better the coverage.
- Avoid mounting the antenna parallel with and in the neighbourhood of other metal parts, such as mast, supporting wires etc. Free mounting and as high as possible is most preferable, otherwise the SWR and the radiation diagram will be influenced.
- The antenna is a  $\frac{1}{2}$   $\lambda$  design and this means that it needs neither loading coils, ground-plane, radials nor other auxiliary arrangements.

### ORDERING DESIGNATIONS

TYPE	PRODUCT NO.
MA 450/ 380-400 MHz	110000343
MA 450/ 440-460 MHz	110000352

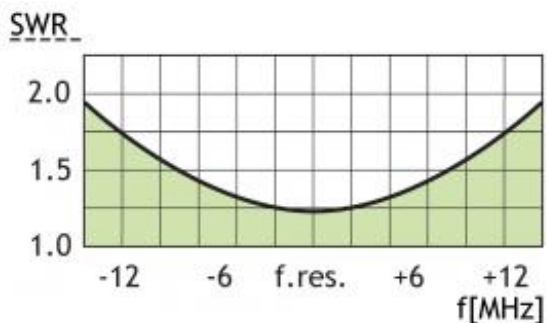
Other frequencies on request



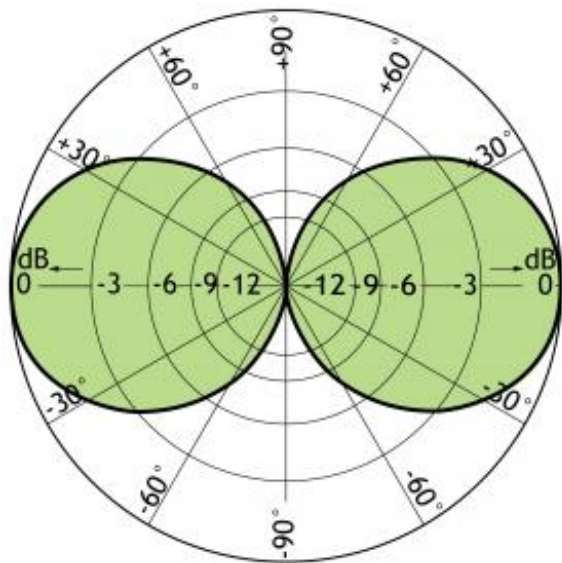
### SPECIFICATIONS

ELECTRICAL	
MODEL	MA 450/...
ANTENNA TYPE	$\frac{1}{2}$ $\lambda$ antenna
FREQUENCY	Models within 380 - 460 MHz
IMPEDANCE	Nom. 50 $\Omega$
POLARIZATION	Vertical
GAIN	2 dBi 0 dBd
BANDWIDTH	20 MHz
SWR	$\leq 2$ typ. $\leq 1.5$
MAX. POWER	25 W
MECHANICAL	
MATERIALS	Black-chromed stainless steel Black-chromed brass
COLOUR	Black
TOTAL HEIGHT	Approx. 400 mm / Approx. 15.75 in.
WEIGHT	Approx. 160 g / Approx. 0.35 lb.
CONNECTOR	N (female)

TYPICAL SWR CURVE



TYPICAL RADIATION PATTERN (E-PLANE)



ACCESSORIES (TO BE ORDERED SEPARATELY)

<p><b>FLG</b></p> <p>G1"-11 (1" RG)</p>	<p><b>SMR 1</b></p> <p>G1"-11 (1" RG)</p>	<p><b>SMR 2</b></p> <p>G1"-11 (1" RG)</p>	<p><b>LW-SS-1"</b></p> <p>G1"-11 (1" RG)</p>	
<p><b>MariFix 1</b></p> <p>1"-14 UNS ALSO NEED ADT OR MBS</p>	<p><b>MariFix 2</b></p> <p>1"-14 UNS ALSO NEED ADT OR MBS</p>	<p><b>ADT</b></p> <p>G1"-11 (1" RG) 1"-14 UNS</p>	<p><b>MBS</b></p> <p>G1"-11 (1" RG) 1"-14 UNS</p>	<p><b>JPC 40</b> FME/58/FN</p>

